



TSI-2.0 S / 2.5 S

FOLDER INSERTER

Intelligent and easy Document Processing

- ▶ **Ease of use**
The 5" color touch screen control panel makes operation simple.
- ▶ **Productivity**
Folds, collates, inserts, seals and counts up to 22 finished envelopes per minute.
- ▶ **Versatility**
Compact and quiet, ideal solution for any office environment. Document feeders can accommodate a wide variety of documents in addition to inserts and business reply envelopes.
- ▶ **Accuracy**
Feeder thickness detection technology prevents double document errors





**AUTOMATICALLY
FOLD, INSERT AND
SEAL UP TO 4,000
ENVELOPES PER
MONTH**

The TSI-2.0 S / 2.5 S folder inserter is a revelation for small to medium-size businesses.

Produce professional looking mail pieces each and every time while you devote time to other important tasks.


Folded, stuffed, sealed and out the door in very little time.

Your letter will be processed on time, every time.



1. Document Feeder

Two document feeders and one Insert feeder provide ease-of-use, increased productivity and document processing versatility.



3. Large Catch Tray

Neatly stacks completed mailpieces for easy collection.



2. Touch Screen Display

Integrated 5-inch color touch screen with wizard-based instructions for easy and intuitive operation



4. Insert & BRE Feeder (only for TSI-2.5 S)

Easily include business reply envelopes or small marketing inserts.

FEATURES & BENEFITS - OPERATIONAL EFFICENCY	
Speed	Up to 1350 envelopes / hour
Number of feeders	2 document feeders + 1 insert/ BRE feeder (only TSI-2.5 S)
Job memory	Up to 15
Color Touch screen	Yes (5")
Job wizard assistance	Yes
Manual mail mode	Yes
Document feeder capacity	100 sheets (80gsm)
Envelope feeder capacity	100
Fold types	Letter, single, double parallel, no fold
Output	Catch tray (standard) optional Franking meter link
Paper quality	60 - 120 g/m ²
Paper size	Width: 142 - 225 mm Length: 90 - 356 mm
Folding capacity	up to 5 sheets (80 g/m ²)
Enclosure size (TSI- 2.5 S)	Standard BRE max. length: 158 mm
Enclosure quality (TSI- 2.5 S)	BRE: 75 - 120 g/m ² Insert: 75 - 250 g/m ²
Set thickness	1.5 mm
Tri-fold kit	Optional

MAIL QUALITY & SECURITY	
secure'n'Feed double detection	Yes
Tip to tip sealing	Yes
SYSTEM DIMENSIONS	
Length x Depth x Height (without catch tray)	660 x 430 x 560 mm
Weight	37 kg



TSI-2.0 S
2 STATIONS



TSI-2.5 S
2.5 STATIONS

WHY CHOOSE INTIMUS?

With local presence in 10 countries and effective sales in more than 180, intimus International Group employs beyond 280 people worldwide with a global turnover of 50M€.

Through our 360° program we offer our customers a complete successful and professional experience leveraged by the knowledge and expertise of our team and by a wide and high quality and performed range of products and services.

intimus International Group has a B2B business model where the service is a core part of its value proposition as our approach is not sell and “bye” but accompanying our customers in their daily operational activities and continuous improvement path.

As a manufacturer we count with 2 different production sites and with the best development engineers on board working on the future to come.